



P4

LED High Mast 240-960W



Separate module design, 240W each module integrated with driver, support 1-4 modules and fast maintenance. Hood design for option.



Adopt Integrated protection process combined die-casting and tempered glass, protecting from high density salt spray and other gas corrosion.



Professional light distribution with secondary optical design to meet high uniformity and utilization rate. Types of lens for improving light utilization and reduce light waste and pollution.



Equipped with independent bracket for setting the driver, better heat dissipation, and fast maintenance.



Flexible angle adjustment, interval 10 degree.



IP66. IK08. Built-in respirator to prevent water and fog inside the lamp.



Equipped with high-power LED and low driving current for longer lifespan and low light decay.

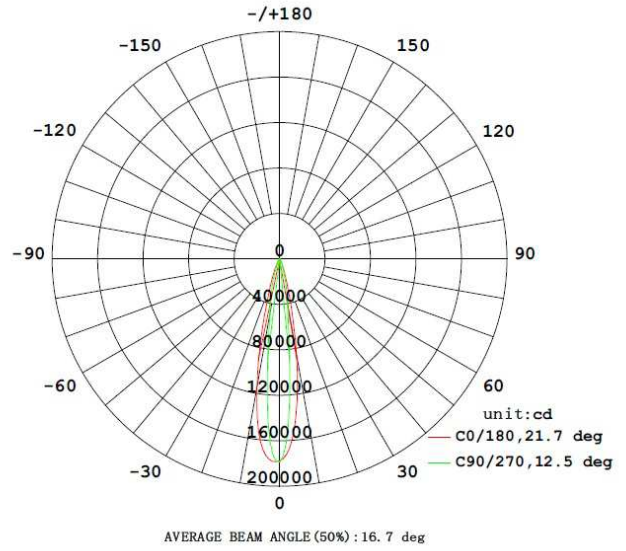
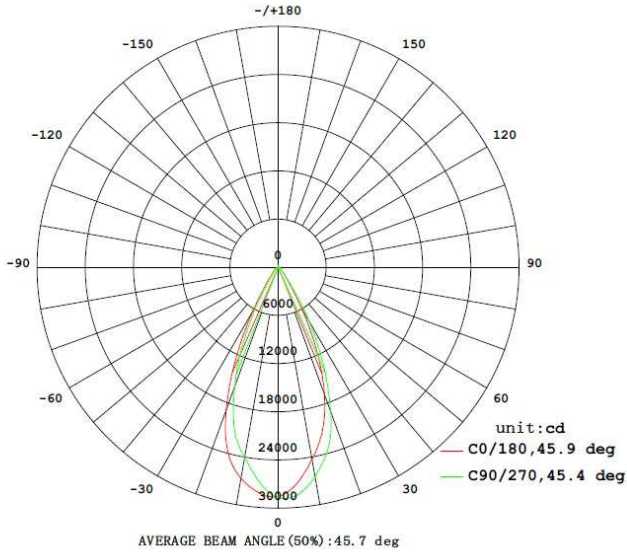
SPECIFICATION

Power Consumption	240W	480W	720W	960W
Instant Output Lumen(CREE)	27600±5% lm	55200±5% lm	82800±5% lm	110400±5% lm
LED Quantity(CREE)	216 pcs	432 pcs	648 pcs	864 pcs
Typical System Efficiency	≥115 lm/W			
Color	Warm White (WW)	Neutral White (NW)	Cool White (CW)	
Color Temperature	3000 ± 300K	4000 ± 300K	5700 ± 300K	
Typical CRI	≥70			
Beam Angle	45°		20°/10°	
Input Voltage	100 ~ 240V AC			
Frequency	47 ~ 63Hz			
Operating Temperature	-30 °C ~ +50 °C			
Storage Temperature	-30 °C ~ + 60 °C			
Material	PC , Aluminum Alloy			
Lifespan	> 100,000 hours			

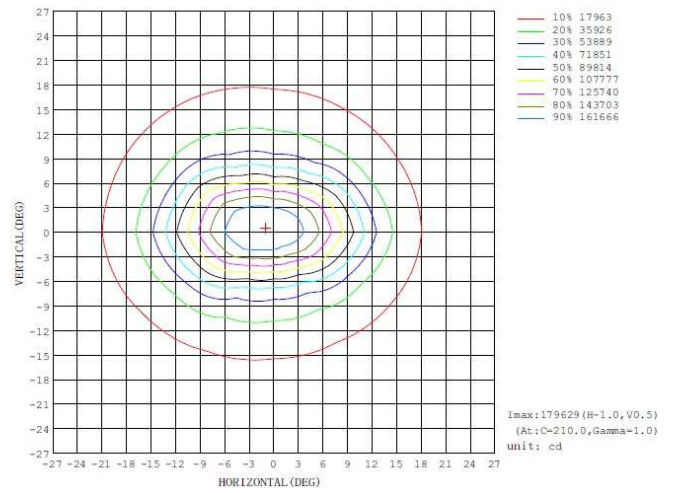
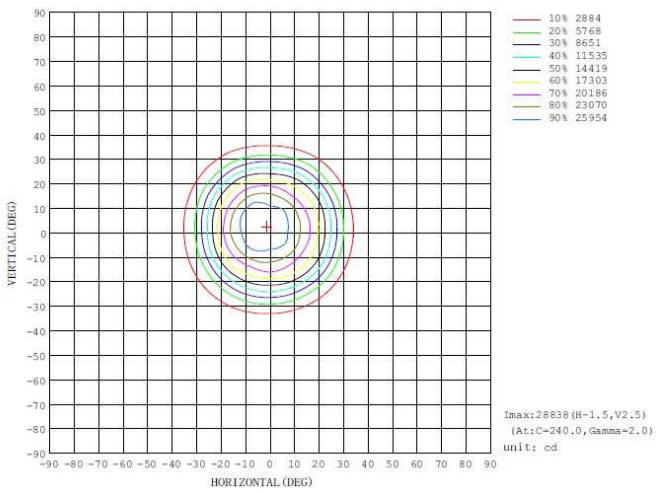
LED SPECIFICATION

LED Brand	CREE	Model No.	1W (350mA)
LED Size	3.5 × 3.5 × 2.0mm	CRI	≥70
Viewing Angle	120°	LED Lumen	120-150 lm

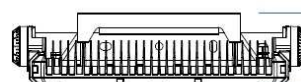
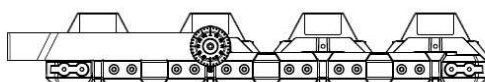
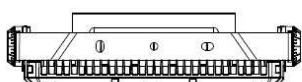
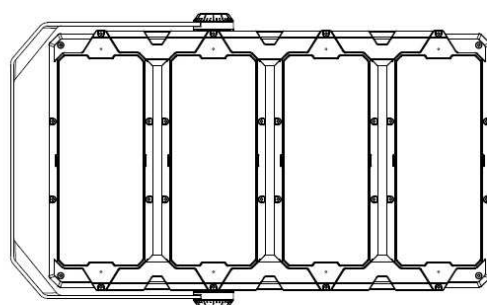
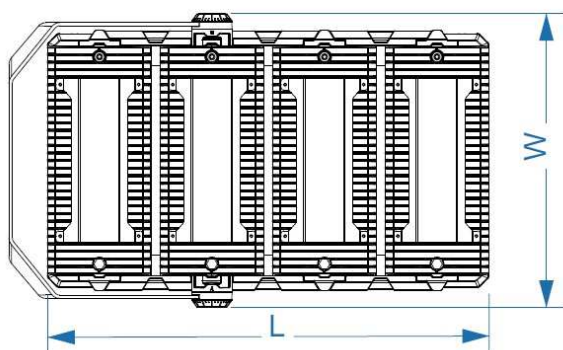
LIGHT DISTRIBUTION CURVE



ISOCANDELA DIAGRAM

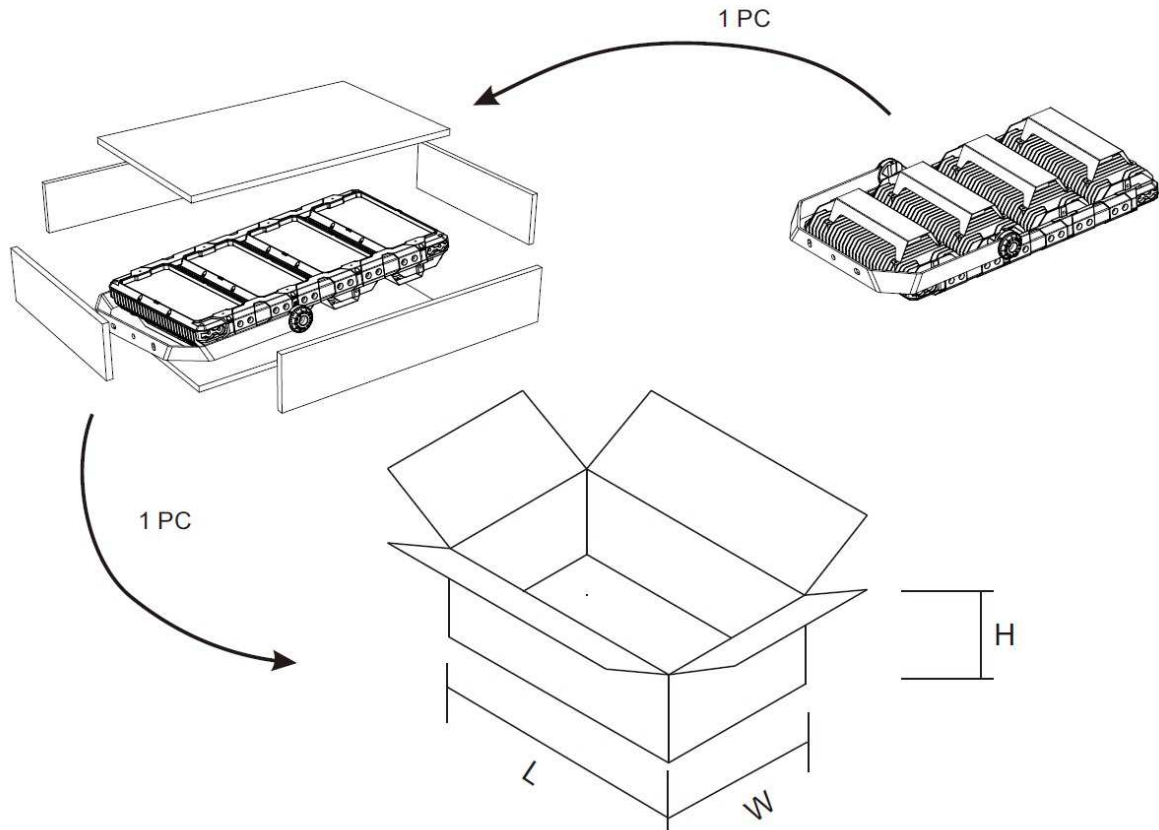


PRODUCT DIMENSION



Model	Power Consumption	L	W	H
DMPL-P4-240	240W	272mm	543mm	135mm
DMPL-P4-480	480W	480mm	543mm	135mm
DMPL-P4-720	720W	688mm	543mm	135mm
DMPL-P4-960	960W	896mm	543mm	135mm

PACKING



Model	Power Consumption	L	W	H
DMPL-P4-240	240W	325mm	600mm	190mm
DMPL-P4-480	480W	535mm	600mm	190mm
DMPL-P4-720	720W	745mm	600mm	190mm
DMPL-P4-960	960W	950mm	600mm	190mm